

EXPANDING THE BOUNDARIES OF **LIGHTING**





Our innovative lighting solutions cover both conventional and advanced solid-state technology that seamlessly integrate powerful digital controls and daylighting to create greater energy efficiencies and higher quality of light.

Total Solutions Provider

Acuity Brands is uniquely positioned to develop, deliver and support the industry's most innovative, energy-efficient, high-performance and quality conventional digital lighting solutions.

We are universally recognized – by lighting specifiers, facility managers, contractors and end users around the world – as a leading provider of advanced lighting technologies, systems and solutions for indoor and outdoor environments. We accomplish this through our strengths in innovative products, customer-focused applications and superior service.

Solution Tiers



Individual Products

Standard Luminaires & Off-board Controls

Standard LED fixtures reduce connected wattage by up to 50% compared to non-LED sources. Automatic controls provide light only when needed, allowing compliance with new codes and power savings.



Integrated Solutions

Embedded Controls & Intelligent Luminaires

Integrated solutions feature intelligent fixtures and embedded controls to support code compliance at the lowest installed cost with the simplest design and installation experience.



System Solutions

Networked Fixtures & Controls

Systems solutions include a series of intelligent elements that work seamlessly together, providing optimized solutions through the coordinated installation of lighting, daylighting, controls, and networking technologies.



Services

Lighting Optimization Occupant Performance & Functional Enhancement

Supporting a managed network requires engineering, manufacturing and support services that assure design intent, optimized total cost of ownership and technology upgrades throughout the building life-cycle, for all aspects of the solution.



► INFRASTRUCTURE

Roadway Lighting	4 - 5
Urban Lighting	6 - 7
High Mast & Area Lighting	8 - 9
Utility Lighting	10



► INDUSTRIAL

Light Duty, Warehouse, Logistic Lighting	11
Heavy Industrial Lighting	12
Food Processing Lighting	13
Hazardous Location Lighting	14



► COMMERCIAL

Office & School Lighting	15
Retail Lighting	16
Sports Lighting	17
Natural Lighting	18



ATBL



ATBM



ATBS

The Autobahn Series LED

Lighting for the Future

Autobahn luminaires provide exceptional illumination while saving energy and reducing maintenance costs. They also work seamlessly with advanced Acuity Brands controls which allow for maximized energy savings, as well as enhanced monitoring and reporting functions.

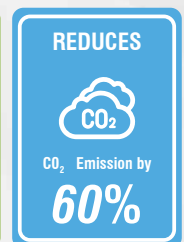
Roadway lighting



FEATURES

ATBS	Compatible to 50-150W HPS
ATBM	Compatible to 150-250W HPS
ATBL	Compatible to 250-400W HPS

- » Multi-Volt 120-277V
- » 3000K, 4000K, 5000K color temperature
- » 70 CRI
- » Expected LED life >100,000 hours L70 at 25°C
- » Surge protection category C (10kV/5kA)
- » IP66 Rated



Application: Roadways | Expressways | Perimeter Lighting
Industrial Lighting





ATB0



ATB2

FEATURES

- ATB0 Compatible to 70-200W HPS
- ATB2 Compatible to 250-400W HPS
- » Multi-Volt 120-277V
- » 3000K, 4000K, 5000K color temperature
- » 70 CRI
- » Expected LED life >100,000 hours L70 at 25°C
- » Surge protection category C (10kV/5kA)
- » IP66 Rated

Application: Urban Lighting | Parking Lots | Commercial Lighting







HLF LED Luminaire

High Lumen Floodlighting Solutions

The HLF high-lumen floodlights from Lithonia Lighting are the ideal LED solution for replacing 400W and 1000W metal halide floodlights by delivering what you need – a no-compromise solution that saves energy and lowers maintenance costs.



FEATURES

- » Replaces 400W and 1000W metal halide floodlights
- » Lumen packages ranging from 19,000 to 64,000
- » Eight optics designed to meet unique application requirements, including a 7° optic
- » Universal yoke and integral slip fitter mounting options for easy 1-for-1 retrofit
- » Instant-on, avoiding long restrike times of traditional HID sources

Application: Sports | Large Area | Facilities





ACPOLED

LED Floodlighting

The ACPOLED is a sustainable solution for floodlighting applications. The luminaire is designed with ease of installation features for direct replacement of 100-400 watt floods.

FEATURES

- » ACPOLED is a direct replacement for 100-400 watt HID floods
- » Light-weight, smaller scale luminaire - 28lb. tenon mount and 30lb. yoke mount
- » Designed with utility features for ease of installation and maintenance
- » Long component life, L70 LED and driver life greater than 20 years
- » 60% minimum energy savings and 50% maintenance savings

Application: Utility | Commercial | Security | Residential | Industrial



High Mast & Area lighting



HMAO LED II

High Mast Advanced Optix

The HMAO LED II Series luminaire is a highly engineered high mast product targeting both the replacement and new construction market focused on providing excellent visibility with a white LED light source.

FEATURES

- » Multiple lumens package to replace 400-1000 watt metal halide
- » Ease of replacement of existing HID luminaires without rewiring
- » Robust design with IP66 optics, low copper castings
- » 3G rated for high vibration applications

Application: Utility | Commercial | Security | Residential | Industrial



Utility lighting



Outdoor Substation

High utilization of light output

The upward distribution of more than 60% of total lamp lumens provides effective illumination for overhead buss bars, disconnect switches, insulators and fuses. Vertical and horizontal light enables quick identification of open switches from ground level.

FEATURES

- » Typical Applications Substations
- » Canopy luminaire for high visibility uplight and downlight component
- » 175 - 400 watt metal halide
- » 70 - 400 watt high pressure sodium
- » UL/CUL wet locations

Application: Substation Lighting



Watch Light

LED Security Luminaire

The new AEL Watch Light combines decades of experience in traditional HID security lighting with Acuity Brands R&D for the most advanced LED security lighting product available at an affordable price. AEL has designed a cost-effective solution that addresses customers' needs.... low initial cost, low energy cost, and no maintenance.

FEATURES

- » Wide variety of lumen packages in type 3 & 5 distributions
- » All aluminum housing & door
- » 2-bolt mounting with +/- 5° adjustment
- » Durable prismatic glass optics
- » With optional acrylic refractor
- » 3000K & 4000K CCT, 70 CRI
- » 3-wire terminal block

Application: Security | Area Lighting





Light Duty Warehouse & Logistic lighting



JEBL

LED High Bay

The Lithonia Lighting JEBL LED High bay is an affordable LED solution that delivers comfortable and uniform lighting from mounting heights up to 30ft.

FEATURES

- » Diecast aluminum housing along with a removable diecast aluminum driver housing
- » A .16" thick clear tempered glass lens protects LEDs
- » LEDs provides a 120 degree spread of light
- » 0-10V dimming standard for a dimming range of 100% to 10%
- » MVOLT(120-277V) 50/60Hz
- » 6kV/3kA of surge protection
- » L90 > 54,000 hours
- » UL/C-UL listed to US and Canadian Safety Standards
- » Ambient temperatures from -40°F (-40°C) to 131°F (55°C)
- » IP65 rated

Application: Manufacturing Plant | Production | Cold Storages



I-BEAM® IBG LED High Bay

The versatile I-BEAM® IBG LED high bay boasts a single base platform design with a wide selection of options, taking IBG from basic applications to complex environments, including unconditioned spaces.

The result is the maximum performance you need at the lowest possible cost.



FEATURES

- » 8,000 to 60,000 lumens
- » Standard and narrow fixture housing options
- » High ambient options up to 55°C (131°F)
- » Snap-fit IP5x dust-resistant diffuse lens standard
- » 120 - 480V, MVOLT, HVOLT
- » 6kV surge protection, standard
- » 0-10V dimming, Acuity controls X Point™ wireless and nlight® options

Application: Warehouse | Logistics Center | Storage Areas





Heavy Industry lighting



XVML LED

Vapor Tight LED

Experience the savings. Feel the value. The XVML LED vapor tight series from Lithonia Lighting® is a cost-efficient, wet-location fixture designed specifically for demanding environments.

FEATURES

- » 3500 & 5000 Lumens packages
- » Available in 4000K & 5000K CCT
- » IP66 Rating; Wet-Location Listed
- » Easy-to-install, tool-less access
- » DLC Standard Qualified Product
- » Polycarbonate frosted lens

Application: Manufacturing Plant | Production | Cold Storages



JHBL

LED High Bay

The JHBL LED high bay is the perfect LED solution for challenging environments. This completely die-cast luminaire is built to withstand dust, moisture and airborne contaminants to maintain greater lighting levels. The JHBL can also be customized with innovative controls to maximize power savings and increase sustainability.

FEATURES

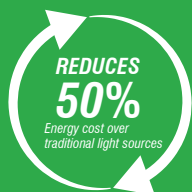
- » Rugged die-cast aluminum housing and corrosion resistance
- » One piece precision molded 0.375" thick borosilicate glass that is silicone rubber gasketed
- » Lumen maintenance 60,000 hrs L90; 100,000 hrs L70
- » Suitable for use in ambient temperatures from -40°C to 50°C
- » IP65 Rated

Application: Manufacturing | Gymnasiums | Packaging | Cold storage



Food Processing

lighting



VANTAGE LED

Advanced Food-Safe Design

The Vantage LED luminaire exceeds rigorous demands of food-processing plants and related areas. With its sloped shape and corrosion resistant finish, it repels water and prevents food, dirt, debris or other contaminants from entering the lighting fixture.

FEATURES

- » Multiple lumen package provide one-for-one replacement of up to 400W HID or 6-lamp T5HO fluorescent (12,000 - 22,000 lumens)
- » Ambient temperature range from -40°C to 55°C makes it ideal for many applications
- » Long-life components save you money by minimizing maintenance and production downtime
- » IP66 rated

Application: Food & Beverage processing | Cold storage



WRTL

Recessed LED Troffer

The WRTL LED is wet location listed for applications where moisture and dust are a concern. For food processing, an NSF options allows the WRTL LED fixture to be rated NSF Splash Zone 2.



FEATURES

- » Multiple lumen packages 10,000 / 12,000 / 24,000 lumens
- » 20-Gauge Cold Rolled Steel
- » Tool-less one piece optical assembly combines LEDs and lens into one component
- » 80 CRI, 90 CRI
- » 4°F (-20°C) to 77°F (25°C)
- » IP Wet location

Application: Showers | Bathrooms | Recreational Facilities | Food Processing



Hazardous Location lighting



PETROLUX

Hazardous location and challenging environment

Petrolux LED is an extremely versatile hazardous location lighting product with unparalleled features.

FEATURES

- » One for one replacement of 50W up to 400W HID
- » Highly engineered LED light engine, up to 107 lumens per watt
- » L70 > 100,000 hours at (35°C) to (55°C) depending on lumen package
- » Robust housing achieves up to 55°C with no thermal compensation
- » Superior uniformity and glare control
- » 0-10V dimming standard
- » IP66 rated
- » NEMA 4X
- » UL844 listed
- » Suitable for Class I, Div.2, groups ABCD

Application: Petroleum refinery | Ethanol facility | Chemical plant | Food processing plant
Textile mill | Wastewater and water treatment plant | Power generation plant
Confectionery plant | Bakery | Parking | Garage



PREDATOR LED

Floodlight Luminaire

The Predator LED is a sustainable solution for flood lighting applications. It provides energy savings exceeding 60% and expected service life over 20 years. The robust mechanical design features with the optical expertise and permanence of prismatic glass, this luminaire is designed as a direct retrofit for both yoke and knuckle mount applications.



FEATURES

- » Two models: PMLED replaces 400-1000 watt metal halide
PLLED replaces up to 750/1000 HID sources
- » Available in 3000K, 4000K and 5000K color temperatures
- » L70 LED and driver life greater than 20 years operation
- » Prismatic glass lens for durability, permanence and glare control
- » Optimized thermal management system for maximum performance, long life, and reliability
- » Robust design with IP66 rating, 3G vibration rating, and a super durable paint finish over an epoxy primer exceeding 5000 hour salt fog rating
- » UL1598, UL1598A Marine



Retail & Sports

lighting



JCBL

LED High Bay

The JCBL Round LED high bay is an affordable LED solution. JCBL is a Simple one for one replacement for existing HID or linear fixtures warehouses, gymnasiums and manufacturing facilities. It features an aluminum heat sink to maximize heat dissipation and extend the life of the luminaire by maximizing contact with the LEDs.



FEATURES

- » Multiple lumen package 9,000 / 12,000 / 15,000 / 18,000 24,000 or 30,000 lumens
- » 4000K or 5000K CCT
- » 70-90 CRI
- » High/low occupancy sensing
- » Prismatic optics deliver up to 13% uplight with acrylic reflector
- » Multi-volt 120-277V
- » 60,000 hours L91; 0-10V dimming standard
- » IP65 rated with glass enclosure



Flat Diffuse Lens

Round Diffuse Lens

Wide Diffuse Lens

CLX LED

Linear LED Strip Light Series

The CLX LED strip light from Lithonia Lighting® pushes the limits of what a strip light can be with its industry-leading performance, polished aesthetics and configurable options – all at a price that is more affordable than ever. Engineered to deliver up to 20,000 lumens and 160+ Lumens per watt, CLX will save you 45% versus 2-lamp T8 fluorescent. With 40°C standard and 50°C available the CLX LED strip light is the most versatile, practical and efficient strip light in its category.

FEATURES

- » 1,500 to 20,000 lumens
- » Standard and High Efficacy options, up to 160+ LPW and DLC Premium
- » Available in 2', 3', 4', and 8' lengths
- » Wide, narrow and aisle distributions are available also with less lens option
- » Continuous-row mounting
- » End-to-end illumination; No pixilation
- » Smooth, clean housing
- » 40°C rating standard; 50°C option

Applications: Education Manufacturing | Retail | Warehouse



Office & School downlights



Available in 3" / 4" / 6"



Available in 4" / 6"

Wafer™ LED

Recessed Downlighting for
Shallow Ceiling Plenum Applications

Affordable, Wafer 3", 4" , 6" LED Downlights provide high-quality light output and efficiency while eliminating the need for recessed housings. The innovative, slim design allows for easy retrofit, remodel or new construction installation from below the ceiling. With its narrow design, the Wafer can be installed in applications with only 2" plenum clearance. The Wafer LED downlight is wet location listed – making it ideal for use in a breadth of outdoor residential, hospitality, commercial and multifamily applications.

FEATURES

- » Quality, housing-free downlighting ideal for shallow ceilings
- » IC rated – safe to install in direct contact with insulation
- » Edge-lit LED technology provides even illumination
- » Available in 2700K, 3000K, 3500K, 4000K and 5000K color temperatures
- » 120V only or universal 120V-277V driver options
- » Dimmable to 10%
- » Suitable for wet locations



Office & School

lighting troffers



BLT

LED Series

Lithonia Lighting's BLT Series is your best in value ambient lighting solution for commercial projects. The BLT Series features a clean design, shallow fixture depth, plug-n-play control options and reliability at a competitive price.

FEATURES

- » Configurations compatible with A+ certificated solutions
- » Lumen packages ranging from 1,000 to 8,500 lumens
- » Available in 3000, 3500, 4000 and 5000K CCT; 82 / 90 CRI
- » Up to 125 LPW; > 130 LPW available with the high efficiency option
- » 60,000 hours L90
- » 0-10 eldoLED driver with 1% dimming (standard) step-level dimming option also available
- » Multi-volt 120V-277V
- » Tunable white

Application:

Offices | Schools | Retail | Hotels | Healthcare facilities | Commercial spaces



eldoLED



EPANL LED

The EPANL Series LED Edge-Lit Flat Panel provides a fully luminous appearance across the face of the lens. This provides a soft, glare-free solution that is visually comfortable within the space. Suitable for many lighting applications including schools, offices and other commercial spaces, retail, convenience stores, hospitals and healthcare facilities.



FEATURES

- » Built to last with an aluminum frame for strength and durability
- » Satin white lens provides excellent shielding and fully luminous appearance
- » Low-profile design provides increased installation flexibility especially in restricted plenum spaces
- » Long-life LEDs, coupled with a high-efficiency driver, provide superior illumination for extended service life
- » 70% LED lumen maintenance at 60,000 hours (L70/60,000). 0-10V dimming driver, dims to 10%
- » Multi-volt 120V-277V



Natural lighting



Signature Series Dome

Fixed Industrial Skylight

Signature Series captures more light at low-light levels than any other passive skylight on the market today. It provides glare-free, UV-damage free, full spectrum natural light. Signature Series is suitable for open ceiling applications such as retail, warehouses, manufacturing and areas with high mounting heights.



FEATURES

- » All units include Insulated Thermal Break
- » Single, double and triple glazed versions available
- » Available in Impact Modified Acrylic Prismatic, HVHZ approved
- » Acrylic/Polycarbonate and ClearArmour® Polycarbonate Prismatic glazing options
- » Provides the highest visible light transmission with the optimum (100%) diffusion of the light in the industry

Application:

Education | Government | Healthcare | Manufacturing | Offices | Bank | Residential | Retail sports | Warehouse



Lightflex Daylighting System

for Suspended-Ceiling Applications

The LightFlex™ daylighting device from Sunoptics® brings natural light into suspended-ceiling applications like offices, schools and retail that don't have direct access to a roof.



LightFlex features advanced design and superior technology that provides optimal daylight throughout the day.

Maximize glare-free, 100%-diffused quality lighting while minimizing the power needed for electric light.



Controls



DLL Elite

Outdoor Photocontrol

With a design life of 20+ years and superior in-rush current and surge-protection features the DLL Elite support the extended life and low maintenance benefits associated with LED fixtures.



FEATURES

- » Designed to last as long as your LED lighting system, 20 + years
- » Extreme surge protection of 1280J/40kA utility or 2120J/40kA UL listed
- » Double thick enclosure and lens with additional UV inhibitor
- » High temp base plastic tested to 140°C
- » Long life capacitors
- » Solid brass contact blades

OPERATING CHARACTERISTICS

- » Operating Levels: Turn-on at 1.5 FC and turn-off at 2.25 FC (On:Off ratio of 1:1.5)
- » Operating temperature: -40C to 70C
- » Voltage 120 to 480 VAC, 60Hz
- » Load rating: 1000 watts, 1800 VA ballast UL Load Rating: 1000VA
- » Average power consumption: <0.5 watts @ 120V

sensorswitch

U.S.A.



CM DPT

Indoor & Outdoor

The CM ceiling mount occupancy sensors provide a range sensor solutions for applications with finished ceilings (e.g. ceiling tiles, sheetrock, plaster). The sensors utilize 100% digital Passive Infrared (PIR) detection and are available with several lens options, providing flexibility for multiple mounting height and coverage pattern requirements. Dual technology (PDT) occupancy detection can also be added as an option for applications where occupants are stationary for long periods of time.

FEATURES

- » 360° coverage pattern
- » Push- button programmable, adjustable time delays and multiple operating modes
- » 100 hr lamp burn-in timer
- » No field calibration or sensitivity adjustments required
- » Green LED indicator

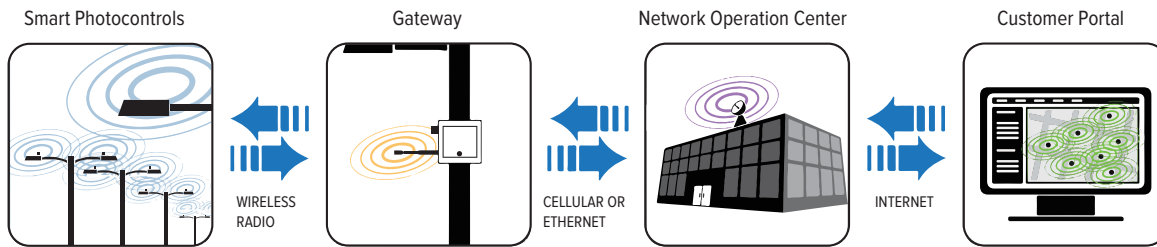
RANGES

- » CMR 6 for high bay occupancy sensor
- » CMR PC ADC for daylight control sensor
- » CMR 9 for indoor occupancy sensor

OUTDOOR

ROAM SYSTEM OVERVIEW

- » Continuously monitors equipment malfunctions and unusual conditions that may lead to premature failure such as faulty equipment, daytime operation, low and excessive wattage and high and low voltage
- » Automatically notifies the system operator of problems
- » Enables scheduled and on-demand ON/OFF and dimming control for individual or group of fixtures
- » Provides an accurate measurement of operating hours, power and energy from a single web-based interface with customized reports
- » Generates information about the outdoor lighting system for energy analysis, energy savings verification, warranty enforcement and other purposes
- » Deliver billable-quality energy data following transition from flat-rate to metered energy billing (with ROAM revenue grade node)



INDOOR

NETWORK LIGHTING CONTROL SYSTEM



WHAT IS nLIGHT?

nLight is a networked digital lighting control system that provides both energy savings & increase user configurability by cost effectively integrating time-based, daylight-based, sensor-based and manual lighting control schemes. Ideal for office buildings, schools, hospitals, universities and warehouses.

FEATURES OF nLIGHT

- » Functions in stand-alone rooms or networked together across an entire building or campus
- » Communicates over standard CAT-5e cable or optional WIFI
- » All devices are digitally addressable
- » Enables fixture level control and/or group control
- » SensorView software application monitors network performance and reports energy savings
- » Ideal for performance validation of LED requirements

Exclusively Distributed By:



SHOWROOMS:

MAKATI

Unit 127 Makati Shangri-La Hotel Shopping Arcade, Ayala Avenue, Makati City
T: +[632] 818 4093 | F: +[632] 819 1549

MANILA

670 Florentino Torres Street, Sta. Cruz, Manila
T: +[632] 733 8351 to 56 | F: +[632] 734 1088

mail@cenitlighting.com
www.cenitlighting.com