



# Vantage<sup>®</sup> LED High Bay

Advanced Food-Safe Design

# Performance and Reliability at Every Engineered Curve

The Vantage<sup>®</sup> LED luminaire exceeds rigorous demands of food-processing plants and related areas, thanks to its strategic sloped shape and ultra-sleek corrosion-resistant finish that repel water and provide nowhere for food, dirt or debris to collect.

## At a Glance:

### Energy & Maintenance:

Single LED replacement up to 750W HID, saves up to 70% energy and practically eliminates maintenance.

### Best In Class Lumen Maintenance:

Reliable, long-lasting illumination throughout its 100,000 hour rated life.

### Multiple Lumen Packages:

Six lumen packages ranging from 12,000 to 32,000 lumens providing increased flexibility in layout planning, fixture placement, application and coverage.

### Emergency Battery Option:

A back-up emergency battery meets Life Safety Codes and ensures fixtures stay illuminated through virtually any emergency event.

### Control Options:

Energy-saving control options for all applications including 0-10V dimming standard, NSF approved occupancy sensor and wireless control options for zones, and scheduling. Control a single fixture or entire space.

### Code-Compliance:

Meets stringent requirements IP66, IP67, IP69, and NSF Splash Zone 2. Over 250 configurations are DLC Standard or DLC Premium qualified products. Vantage is the optimal solution to meet code and qualify for possible rebates.

### Cast-Aluminum Construction:

Provides extensive thermal-conductivity capabilities and helps guard against contaminants.





**Maintenance Friendly Panel:**

Provides easy access to internal components.

**Prismatic Acrylic Or Polycarbonate Lens:**

Stands up to chemicals used in food-processing plants and similar applications.

**Typical Applications**

Food Processing & Handling  
Beverage Processing  
Pet-food Production  
Chemical Facilities  
Pharmaceutical Plants



**Embedded Controls:**

Detect both occupancy and daylight so fixture light levels respond immediately for energy savings and to support building energy codes.



**Superior Optics:**

Reduce annoying glare and eliminate pixilation through multiple lens options, up-light options and various optical distributions.







**Versatile Mounting:**

Including a hook with side entry-cord, pendant, or remote to protect electronics by allowing them to be mounted in cooler temperatures than the optics.

# Holophane Food Processing Portfolio

Holophane provides a robust portfolio of enclosed-and-gasketed luminaires for demanding environments.

|  | VANTAGE LED   | EMS LED   | EVT4 LED  | EMW LED   |
|--|---|---|---|---|
|  | Food Processing   | General-Purpose/Vapor Tight   | Architectural Vandal-Resistant  | Food Processing/Cold Storage  |
| Purpose                                    |  <p>Built to withstand the rigors of demanding environments. Specify in food processing, cold storage or applications with frequent washing or cleaning and higher mounting heights.</p> |  <p>Feature-rich, general purpose fixture suitable for most demanding applications. This is the workhorse of the wet location, vapor-tight line-up because of its available fixture sizes, broad range of lumen packages and numerous control options.</p> |  <p>Lightweight polycarbonate fixture that bridges the gap between vandal- and impact-resistant products, refined appearance, performance and controllability. Use when durability and aesthetics are a must.</p> |  <p>Built to withstand the rigors of demanding environments. Specify in food processing, cold storage or applications with frequent washing or cleaning and higher mounting heights.</p> |
| Lumens                                     | 12,000 - 37,000 Lumens  | 3,000 - 20,000 Lumens   | 4,000 - 12,000 Lumens   | 9,000 - 24,000 Lumens   |
| Distribution Coverage                      | Medium and Wide with optional up-light reflector  | Medium and Wide   | Medium and Wide   | Narrow and Medium   |
| Available Sizes                            | (20.65" x 16.67") Round   | 4 ft (52" x 7" x 4.2") and 8 ft (100.25" x 7" x 6.125") linear  | 4 ft linear (54.75" x 8.25" x 4.125")   | 4 ft linear (52" x 14.625" x 6")  |
| Weight                                     | 36 lbs (16.3 kg)  | 4ft (L48): 11.9 lbs (5.4 kg)<br>8ft (L96): 24.3 lbs (11.0 kg)   | 13.5 lbs (5.9 kg)   | 36 lbs (16.3 kg)  |
| Housing/Construction                       | Cast Aluminum   | Fiberglass  | Polycarbonate   | Fiberglass  |
| Vandal Resistant                           | No  | No  | Yes   | No  |
| Wet-Location Ready                         | Yes   | Yes   | Yes   | Yes   |
| IP Ratings                                 | IP65, IP66, IP67, IP69K, 1500 PSI hose-down   | IP65, IP66, IP67, NEMA 4X, 1500 PSI hose-down   | IP65, IP66  | IP65, IP66, IP67, NEMA 4X, 1500 PSI hose-down   |
| NSF  | Yes, Splash Zone 2  | Yes, Splash Zone 2  | Yes, Splash Zone 2  | Yes, Splash Zone 2  |
| Certifications/Ratings i.e. DLC, CSA, etc. | DLC, UL   | CSA   | DLC, CSA  | DLC, CSA  |
| Ambient Temperature Range                  | -40°F (-40°C) to 131°F (55°C)   | -40°F (-40°C) to 113°F (45°C)   | -4°F (-20°C) to 104°F (40°C)  | -40°F (-40°C) to 104°F (40°C)   |
| CCT  | 3000K, 4000K, 5000K   | 3000K, 3500K, 4000K, 5000K  | 3000K, 3500K, 4000K, 5000K  | 3000K, 3500K, 4000K, 5000K  |
| CRI  | 70 CRI, 80 CRI, 90 CRI  | 80 CRI, 90 CRI  | 80 CRI, 90 CRI  | 70 CRI, 80 CRI, 90 CRI  |
| Emergency Backup                           | Yes (optional)  | Yes (optional)  | Yes (optional)  | Yes (optional)  |
| Acuity Controls                            | Yes (optional)  | Yes (optional)  | Yes (optional)  | Yes (optional)  |
| Application                                | Food processing and handling, beverage processing, pet-food production, chemical facilities, pharmaceutical plants  | Parking garages, industrial facilities, retail malls, multi-purpose centers, garden centers, airports   | Mass transit, under-canopy, schools, hospitality, residential, exterior retail, warehouse   | Food and beverage processing, cold storage, natatoriums, garden centers, parking garages  |

Holophane® provides lighting systems for commercial, industrial, emergency and demanding environments. Its extensive portfolio includes fluorescent, HID and LED lighting, as well as custom luminaires and poles for indoor and outdoor applications. Its highly engineered lighting systems utilize precision optics, innovative technology and premium quality components to provide maximum performance, high energy savings, low maintenance and the lowest total cost of ownership.