

PAN PNB CT


Commercial Lighting / Backlit Panel Light



DAVIS LIGHTING

Features

- Switchable colour temperature
- Uniform light effect
- Integrated steel plate design provides excellent thermal management
- Concise design offers high performance
- Remote driver



Applications

- Offices / meeting rooms
- Schools
- Hospitals
- Laboratory / Dust-free workshop

Options

- Surface Mount Kit
- Plaster Frame Kit
- Suspension Kit

Standards

- Manufactured under ISO 9001:2015 to standards
- IEC/AS/NZS 60598.1
- IEC/AS/NZS 60598.2.1
- IEC/AS/NZS 60598.2.2
- IEC/AS/NZS CISPR 15

Mounting Methods



T-Bar Lay-in



Plaster Recessed
-with plaster frame kit



Surface Mounted
-with surface mount kit



Suspension
-with suspension kit



PAN PNB CT

Commercial Lighting / Backlit Panel Light



DAVIS LIGHTING

Product Code Key

Model	Nominal Size	Power	Switchable CCT	-	Dimming (optional)
PNB	2 = 600x300mm	15 = 15W	CT = 3000K+4000K+5000K	-	D07 = 0-10V
		20 = 20W			D08 = 1-10V
	4 = 1200x300mm	25 = 25W			D10 = DALI
	W2 = 600x600mm	30 = 30W			
		35 = 35W			
		25 = 25W			
	W4 = 1200x600mm	30 = 30W			
		35 = 35W			
		40 = 40W			
		50 = 50W			
		60 = 60W			omit for standard non dimmable

e.g. PNB430CT = PNB 1200x300mm, 30W, Switchable CCT 3000K+4000K+5000K

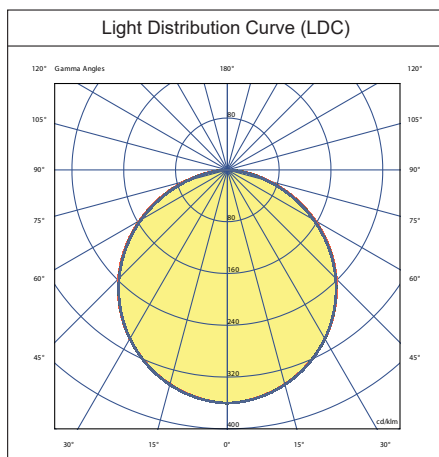
Specifications ⁱ

Model	PNB220CT	PNB425CT	PNB430CT	PNBW225CT	PNBW230CT	PNBW450CT
Nominal Power (W)	20	25	30	25	30	50
Input Voltage	220 - 240 VAC 50 / 60 Hz					
Luminaire Flux (lm)*	2400	2875	3450	3000	3600	6000
Luminaire Efficacy (lm/W)*	120	115	115	120	120	120
CRI	> 80					
Power Factor	> 0.90					
SDCM	≤ 5					
CCT Switchable (K)	3000 + 4000 + 5000					
Luminaire Rated Life (hrs)	50,000					
Operating Temp. (°C)	-20 to +40					
Weight (kg)	2.0	2.5	2.5	2.5	2.5	2.5

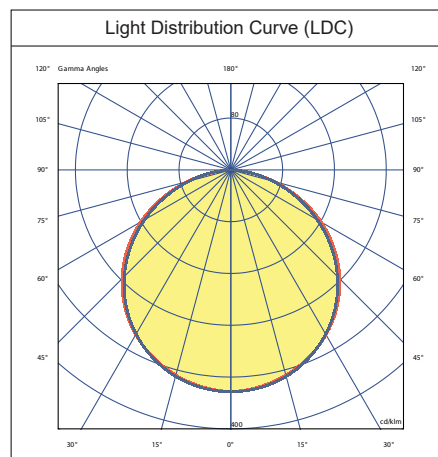
*Specifications shown for 4000K

Lighting Data

PNB220CT



PNB430CT



PAN PNB CT

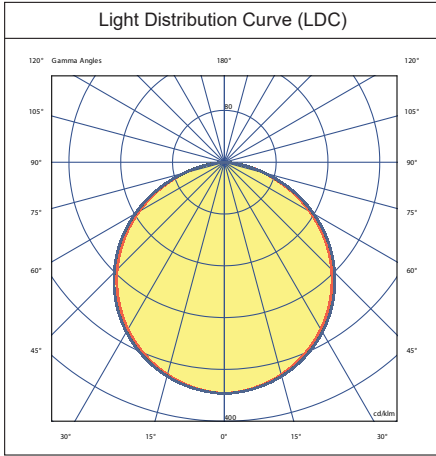
Commercial Lighting / Backlit Panel Light



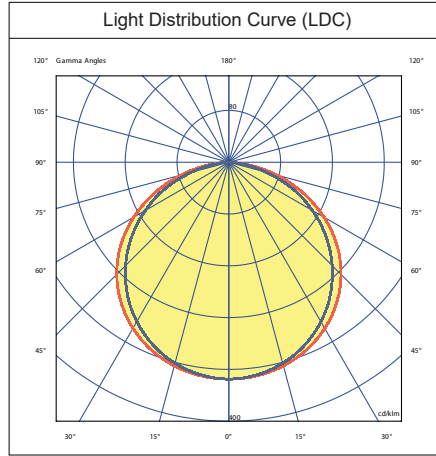
DAVIS LIGHTING

Lighting Data

PNBW230CT

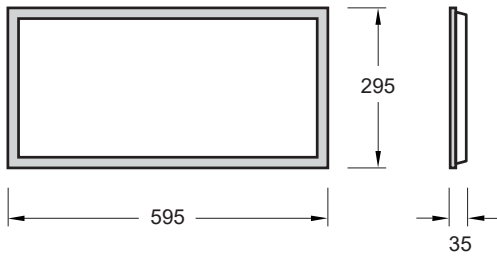


PNBW450CT




Dimensions

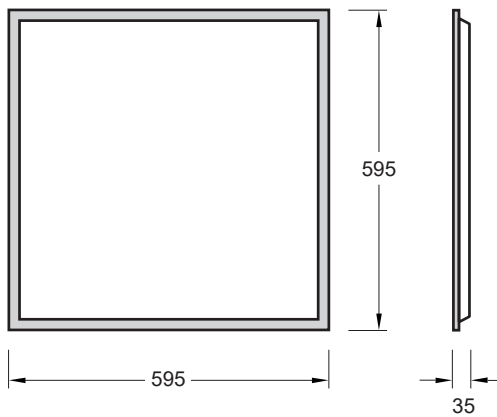
PNB2




PNB4



PNBW2



PNBW4



PAN PNB CT

Commercial Lighting / Backlit Panel Light



DAVIS LIGHTING

Mounting Accessories

Surface Mount Kit

Part Number	Length (mm)	Width (mm)	Height (mm)	Suitable for model
SK600	600	300	76	PNB15CT / PNB20CT
SK1200	1200	300	76	PNB425CT / PNB430CT / PNB435CT
SKW600	600	600	76	PNBW225CT / PNBW230CT / PNBW235CT
SKW1200	1200	600	76	PNBW440CT / PNBW450CT / PNBW460CT



Plaster Frame Kit

Part Number	Frame Length (mm)	Frame Width (mm)	Cutout Length (mm)	Cutout Width (mm)	Suitable for model
PF600	600	300	605	305	PNB15CT / PNB20CT
PF1200	1200	300	1205	305	PNB425CT / PNB430CT / PNB435CT
PFW600	600	600	605	605	PNBW225CT / PNBW230CT / PNBW235CT
PFW1200	1200	600	1205	605	PNBW440CT / PNBW450CT / PNBW460CT



Suspension Kit

Part Number	Suitable for model
PANSUS	All model



SHOWROOM:

670 Florentino Torres Street, Sta. Cruz, Manila
T: +[632] 8733 8351 to 52 | M: +[63] 915 6024856

HEAD OFFICE:

2/F Le Mar Ben II Building 747 San Bernardo Street, Sta. Cruz, Manila
T: +[632] 8733 8353 to 56 | M: +[63] 917 55-CENIT (23648)