



Better Ways of Living

Water Dispensers
Dehumidifiers
Outdoor Lighting
Indoor Lighting



Better Ways of Living

Cenit is an importer and distributor, specializing in advanced lighting and hydration solutions. We cater to a broad spectrum of sectors, including commercial, infrastructure, industrial, residential, and public works applications throughout the Philippines.

For over 30 years, Cenit has been synonymous with excellence, delivering unparalleled lighting and hydration solutions. Our dedication to sustainability is reflected in our selection of energy-efficient products, and our commitment to innovation and quality places us at the forefront of the industry.

Cenit distinguishes itself by offering comprehensive technical services. Our seasoned experts provide tailored technical consultations, conduct basic lighting calculations, and offer product installation assistance. We understand that the journey doesn't end with the purchase, which is why our dedicated team is also committed to providing ongoing maintenance service support.

As a customer-centric organization, Cenit places a premium on building lasting relationships. Our professional and responsive team is always ready to offer personalized solutions, ensuring a seamless experience for our valued clients.

Discover the Cenit difference – where innovation, quality, and customer satisfaction converge for better ways of living.



Water Dispensers

Dehumidifiers

Service Maintenance Program

Street Lighting

Lamp Post Lighting

Wall Lights

Spotlights

Floodlights

Bollards

IP Rated Cable Connectors

Downlights

Linear Lights

Panel Lights

Safety Lights

High Bays

Sensor Switches



 FILTERED BOILING
  FILTERED CHILLED
  FILTERED SPARKLING

HYDROTAP TOUCH-FREE WAVE

Sensor Technology for Handsfree

Smart infrared 100% touch-free operation that is activated with the wave of a hand.



 FILTERED BOILING
  FILTERED CHILLED
  FILTERED SPARKLING

HYDROTAP CLASSIC PLUS

Touch-pad Classic Plus

Intuitive controls including continuous flow to fill bottles, boiling water safety lock, and SteriTouch® antimicrobial protection within the new Classic Plus touch-pad for enhanced hygiene.

 FILTERED BOILING
  FILTERED CHILLED
  FILTERED SPARKLING

HYDROTAP ARC PLUS

Filtered Tap

With 3 energy saving modes including ON/OFF timers and 2 hour sleep mode, 'Quiet' mode with automated intelligent fan speed adjustment, antimicrobial protection impregnated into key water paths for enhanced hygiene.



HYDROBOIL PLUS

On Wall Boiling Water

The HydroBoil Plus has state-of-the-art technology to maintain boiling water to within 0.5°C of set temperature and features energy-saving Power-Pulse™ technology, inactivity and low-light sleep modes, along with timer settings for ease of use and efficiency.



TOUCH-FREE WAVE



ZIP ARC PLUS



CLASSIC PLUS



KALIX

Sensor Activated Water Dispenser

Uses advanced infrared sensors for automatic water dispense activation to eliminates concerns of cross-contamination from pathogens and viruses.

Ideal for offices, hotels, hospitals, convention centers manufacturing plants, and residential use.



AQUA POINTE

Sensor Activated Bottle Filler

Surface mounted bottle filler delivers ambient drinking water with an electronic sensor for a contactless activation.

Ideal for schools, gyms, airports and other public areas for people who bring their own personal water bottles.



ULTRA BLUv

Smart UV Water Sterilizer

The industry's most compact, energy efficient and intelligent UV sterilizer. ULTRA BLUv can be easily installed to upgrade your Point-of-Use dispensing system or filtration system.

Can integrate with your regular appliances, coffee machines, water filtration systems, refrigerators with water ice dispenser and others.

DEHUMIDIFIER WITH R290

- Has low energy and economic impact
- Provides high power at a low price
- Is widely present in nature and is neither harmful or toxic.



World's 1st Electric Dehumidifier

DEHUMIDIFIER

Evolution D165







The classic-evolution dehumidifier range has withstood the test of time with its timeless design and engineering as the world's first electric dehumidifier.

Ideal for Hospitals, Data Centers, Libraries & Museums, Art Galleries, Household & Offices.

Service Maintenance Program

We offer a comprehensive service plan to ensure that your business is back up and running quickly.

Our services are tailored to meet your needs and include:

- | | | |
|--|--|---|
|  Filter Change Service |  Annual Sanitation and Check Up Service |  Standard Water Test |
|  Quarterly Preventive Maintenance Visit |  Annual Check Up Service |  Repair and Replacement Assistance |

To learn more, send us a message at marketing@cenitlighting.com

To schedule your service maintenance, contact us:

T: +(632) 8368 5901 M: +(63) 917 125 2986

STREET LIGHTING



ATB0 SERIES

LED Roadway

Lumens: 11800lm
Wattage: 104W
Voltage/Hz: 120-277V 60Hz
Color Temp: 5000K

CRI: 70
IP rating: IP66
Dimension: 686 x 203 x 164
LxWxH (mm)



ATBS SERIES

LED Roadway

Lumens: 8300lm
Wattage: 60W
Voltage/Hz: 120-277V 60Hz
Color Temp: 5000K

CRI: 70
IP rating: IP66
Dimension: 603 x 279 x 190
LxWxH (mm)



ATBM SERIES

LED Roadway

Lumens: 15400lm
Wattage: 118W
Voltage/Hz: 120-277V 60Hz
Color Temp: 5000K

CRI: 70
IP rating: IP66
Dimension: 711 x 330 x 114
LxWxH (mm)



KREOS

LED Street Light

Lumens: 7900lm
Wattage: 63W
Voltage/Hz: 220-240V 60Hz
Color Temp: 3000K

CRI: 70
IP rating: IP66
Dimension: 536 x 300 x 300
LxWxH (mm)



HEDO+

LED Street Light

Lumens: 3700lm
Wattage: 42W
Voltage/Hz: 220-240V 60Hz
Color Temp: 3000K

CRI: 80
IP rating: IP66
Dimension: 330 x 475
ØxH (mm)



THEOS GLASS

LED Street Light

Lumens: 15400lm
Wattage: 103W
Voltage/Hz: 220-240V 60Hz
Color Temp: 4000K

CRI: 70
IP rating: IP66
Dimension: 696 x 315 x 193
LxWxH (mm)



ATB0



ATBS



HEDO+

STREET & LAMP POST LIGHTING



BERLIN
LED Solar Streetlight

Lumens: 8000lm
Wattage: 40W
Solar Panel: 18V, 60W
Color Temp: 5700K

CRI: 70
IP rating: IP65
Dimension: 1080 x 366 x 106
LxWxH (mm)



BERLIN_U
LED Urban Lighting

Lumens: 17300lm
Wattage: 147W
Voltage/Hz: 120-277V 60Hz
Color Temp: 5000K

CRI: 70
IP rating: IP65
Dimension: 612 x 330 x 88
LxWxH (mm)



BERLIN_S120
LED Urban Light

Lumens: 9360 - 15600lm
Wattage: 72W/96W/120W
Voltage/Hz: 120-277V 60Hz
Color Temp: 3000/ 4500
6500K

CRI: 80
IP rating: IP65
Dimension: 345 x 266 x 103
LxWxH (mm)



EKTOR 3000 / GIORGIO
Post & Modern Lantern

Lumens: 4800lm
Wattage: 4x10W GX53 LED
Voltage/Hz: 220-240V 60Hz
Color Temp: 4000K

CRI: 80
IP rating: IP66
Dimension: 420 x 200
WxH (mm)



KARMEL 3000 / NOEMI 2L
Post & Classic Lantern

Lumens: 1500lm
Wattage: 12W E27 LED
Voltage/Hz: 100-240V 60Hz
Color Temp: 2500K

CRI: 80
IP rating: IP55
Dimension: 305 x 350 x 530
LxWxH (mm)



EKTOR 3000 / REMO 500
Post & Modern Lantern

Lumens: 10800lm
Wattage: 9x10W GX53 LED
Voltage/Hz: 220-240V 60Hz
Color Temp: 3000K

CRI: 80
IP rating: IP55
Dimension: 600 x 600 x 850
LxWxH (mm)



BERLIN SOLAR



BERLIN_U



NOEMI

WALL LIGHT / SPOTLIGHT / FLOODLIGHT



ORTHO SQUARE MINI LED Wall Luminaire

Lumens: 185lm
Wattage: 4W
Voltage/Hz: 220-240V 60Hz
Color Temp: 3000K

CRI: 83
IP rating: IP65
Dimension: 160 x 31 x 160
LxWxH (mm)



INSERT ZERO LED Recessed Wall

Lumens: 125lm
Wattage: 4.5W
Voltage/Hz: 220-240V 60Hz
Color Temp: 3000K

CRI: 80
IP rating: IP65
Dimension: 105 x 49 x 75
LxWxH (mm)



MIMIK 20 FLAT M LED Wall Mounted

Lumens: 960lm
Wattage: 13.5W
Voltage/Hz: 220-240V 60Hz
Color Temp: 3000K

CRI: 80
IP rating: IP65
Dimension: 200 x 42 x 200
LxWxH (mm)



3 working mode



3 Color Temp.



Motion sensor

FORTUNATO SOLAR Wall Luminaire

Wattage: 5V / 2W
Voltage/Hz: 230V 60Hz
Color Temp: 3000K / 4000K
6500K

CRI: 80
IP rating: IP55
Dimension: 180 x 160 x 40
LxWxH (mm)



BREMEN_WS LED Surface Mount Light

Lumens: 3500lm
Wattage: 24W
Voltage/Hz: 120-277V 60Hz
Color Temp: 3000 / 4000
5000K

CRI: 70
IP rating: IP65
Dimension: 159 x 71 x 204
LxWxH (mm)



PIXIE GROUND MINI LED Ground Spotlight

Lumens: 934lm
Wattage: 15W
Voltage/Hz: 220-240V 60Hz
Color Temp: 3000K

CRI: 82
IP rating: IP65
Dimension: 120 x 457
WxH (mm)



GUELL 2 LED Floodlight

Lumens: 11800lm
Wattage: 105W
Voltage/Hz: 220-240V 60Hz
Color Temp: 5000K

CRI: 80
IP rating: IP66
Dimension: 368 x 85 x 319
LxWxH (mm)



MUNICH_FS LED Floodlight

Lumens: 8000lm
Wattage: 30/45/60W
Voltage/Hz: 120-277V 60Hz
Color Temp: 3000 / 4000
5000K

CRI: 70
IP rating: IP65
Dimension: 355 x 83 x 330
LxWxH (mm)



Mini Tommy 2L

MINI TOMMY LED Floodlight

Lumens: 366lm
Wattage: 3.5W
Voltage/Hz: 220-240V 60Hz
Color Temp: 2700K

CRI: 80
IP rating: IP66
Dimension: 125 x 130
WxH (mm)

BOLLARDS



PLAN B
SOLAR Bollard

Lumens: 243lm
Wattage: 3.3W
Voltage/Hz: 3.7V DC 60Hz
Color Temp: 3000K

CRI: 80
IP rating: IP54
Dimension: 260 x 1070
ØxH (mm)

ECL
LED Bollard



Lumens: 480lm
Wattage: 10W
Voltage/Hz: 220-240V 60Hz
Color Temp: 3000K

CRI: 80
IP rating: IP54
Dimension: 210 x 750
ØxH (mm)

ORB
LED Ground / Bollard



Lumens: 680lm
Wattage: 10W
Voltage/Hz: 220-240V 60Hz
Color Temp: 3000K

CRI: 80
IP rating: IP54
Dimension: 260 x 1070
ØxH mm



VIDO SOLAR
SOLAR Bollard

Lumens: 167lm
Wattage: 2.2W
Voltage/Hz: 13.7V DC 60Hz
Color Temp: 3000K

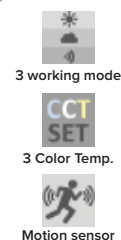
CRI: 80
IP rating: IP54
Dimension: 140 x 140 x 340
LxWxH (mm)



MIMIK POST
LED Bollard

Lumens: 745lm
Wattage: 10W
Voltage/Hz: 220-240V 60Hz
Color Temp: 3000K

CRI: 80
IP rating: IP65
Dimension: 130 x 130 x 300
LxWxH (mm)



ROSETTA
SOLAR Bollard

Wattage: 5V / 2W
Voltage/Hz: 230V 60Hz
Color Temp: 2700K / 4000K
6500K

CRI: 80
IP rating: IP55
Dimension: 190 x 935
ØxH (mm)



IP RATED CABLE CONNECTORS



Techno has been in the forefront of designing and manufacturing reliable and certified electrical connecting solutions for over 30 years carries a wide range of electrical connections suited for inground and underwater applications.



THB.391.A4A



THB.402.04A



THB.392.A4A.L

Connection:	In-line	3-way junction	4-way junction
Operating Current:	max. 32A	max. 32A	max. 17.5A
Operating Voltage:	max. 450V AC	max. 450V AC	max. 450V AC
Cable Diameter:	7.0mm - 12mm	7.0mm - 13.5mm	7.0mm - 13.5mm



DOWNLIGHTS / LINEAR LIGHTS / PANEL LIGHTS / SAFETY LIGHTS



LLOYD

LED Downlights

Lumens: 1000 / 1500lm
Wattage: 7.5 / 13W
Voltage/Hz: 120-277V 60Hz
Color Temp: 3000K
Optics: 30° / 40° Optic Beam

CRI: 80
IP rating: IP20
Dimension: 85 / 115
Ø (mm)



LLOYD_IP

LED Downlights

Lumens: 1200 / 2100lm
Wattage: 14 / 24W
Voltage/Hz: 120-277V 60Hz
Color Temp: 3000K
Optics: 30° Optic Beam

CRI: 80
IP rating: IP65
Dimension: 85 / 115
Ø (mm)




FRANK

LED Downlights

Lumens: 900 / 1300lm
Wattage: 9 / 13W
Voltage/Hz: 220-247V 60Hz
Color Temp: 3000K
Optics: 24° / 36° Optic Beam

CRI: 80
IP rating: IP20
Dimension: 85 x 85 x 115
LxWxH (mm)




REFLEX_L

LED Linear Series

Lumens: 2100 / 2800lm
Wattage: 30W
Dimmable 0-10V
Voltage/Hz: 120-227V 60Hz
Color Temp: 4000K / 5000K

CRI: 80
IP rating: IP20
Dimension: 1135 x 62 x 82
LxWxH (mm)



REFLEX_T

LED Flat Panel

Lumens: 3700 / 4200lm
Wattage: 36 / 60W
Dimmable 0-10V
Voltage/Hz: 120-227V 60Hz
Color Temp: 3000K / 4000K
5000K

CRI: 80
IP rating: IP20
Dimension: 595 x 595
LxW (mm)



REFLEX_T

LED Center Basket

Lumens: 3000 / 6500lm
Wattage: 24 / 50W
Dimmable 0-10V
Voltage/Hz: 120-227V 60Hz
Color Temp: 5000K

CRI: 80
IP rating: IP20
Dimension: 595 x 595
LxW (mm)



PHOENIX_HO

LED Emergency Lights

Lumens output: 650lm
Wattage: 2 x 3W
Duration time: Approx. 90 minutes
Voltage: 120-277V 60Hz
Battery: 6V, 4AH Lead Acid Bat
Material: ABS Housing
IP rating: IP20



PHOENIX_IP

LED Emergency Lights

Lumens output: 500lm
Wattage: 6.8W
Duration time: Approx. 240 minutes
Voltage: 220-240V 60Hz
Battery: 12V, 2800mAh Ni-Cad
Material: ABS Housing
IP rating: IP65



ORION_IP

LED Exit Signs

Duration time: Approx. 360 minutes
Voltage: 220-240V 60Hz
Battery: 3.6V / 500mAh Ni-Cad
Material: ABS Housing
IP rating: IP65

HIGH BAYS



JEHL SERIES

LED Round High Bay


Lumens: 24000lm
Wattage: 175W
Voltage/Hz: 120-277V, 60Hz
Color Temp: 5000K
CRI: 80
IP rating: IP65
Dimension: 381 x 381 x 127
LxWxH (mm)



COMPACT PRO SERIES

LED Linear High Bay

Lumens: 18000lm
Wattage: 134W
Voltage/Hz: 120-277V, 60Hz
Color Temp: 5000K
CRI: 70
Dimension: 366 x 292 x 61
LxWxH (mm)



HALVER_WPS

LED Waterproof Luminaire

Lumens: 2160 / 2304 / 2484lm
Wattage: 18W
Voltage/Hz: 220-240V, 60Hz
Color Temp: 3000 / 4000 / 6500K
CRI: 80
IP rating: IP66
Dimension: 1220 x 85 x 80
LxWxH (mm)

SENSOR SWITCHES

sensorswitch

U.S.A.

Sensor Switch is the leader in lighting control innovation, offering a broad selection of standalone to fully networked controls to meet every application need. With the combination of sound- and heat-sensing technology, occupancy within a room can be detected with great precision in any area where network-controlled lights are installed.



WSX Wall Sensor Switches

Soft-click buttons and small motion detection up to 20 feet (6.10 m), making them ideal for private offices, private restrooms, closets, copy rooms or any other small enclosed space.



SPODMRD 0-10 Dimming Switch

The push-button Dimming Switchpod Series of wall stations provide simple and cost effective solutions for commercial and residential lighting applications.



CM Ceiling Mounted Sensors

Ceiling mount sensors are offered in a multitude of configurations which address many applications. Lens options include large motion extended range, small motion standard range and bi-directional for hallways.

Suitable for Office Building, Hallways, Airports, Restaurants and Warehouses.



OUR BRANDS

Water Dispensers / Dehumidifier



Lighting



Lighting Controls & Accessories



SHOWROOM:

670 Florentino Torres Street, Sta. Cruz, Manila
T: +(632) 8733 8351 to 52 | M: +(63) 915 6024856

HEAD OFFICE:

2/F Le Mar Ben II Building 747 San Bernardo Street, Sta. Cruz, Manila
T: +(632) 8733 8353 to 56 | M: +(63) 917 55-CENIT (23648)