



Better Ways of Living

## INTEGRATED SOLUTIONS

Outdoor Lighting  
Indoor Lighting  
Water Dispensers  
Dehumidifiers



Established in 1992, Cenit today is a distributor of advanced lighting and hydration solutions, serving a broad spectrum of sectors including commercial, infrastructure, industrial, residential, and public works throughout the Philippines.

Cenit offers a full suite of solutions that combines quality products with comprehensive technical services aligned towards energy efficiency and sustainability.

Experience the Cenit difference—where innovation, quality, and client satisfaction come together to illuminate a brighter, more sustainable future for all.

## **Our Expertise & Services**

We understand that the journey doesn't end with the purchase, which is why we have a technical team also committed to providing maintenance and service support.

### **Lighting Calculation**

We provide basic lighting calculations considering your specific needs to create functional, safe and aesthetically pleasing spaces.



### **Technical Support**

We guide you through the process: advising on color temperature, energy consumption and efficiency, as well as long-term care.



### **Product Installation**

Our technicians conduct site inspections and installation oversight to ensure your product is installed correctly. This guarantees optimal performance, minimal maintenance, and long-term reliability.



### **Service Maintenance**

We offer extensive service maintenance for your water dispensers to ensure your system operates at peak efficiency for a very long time.



## CenitOutdoor

---

Street Lighting / Posts	3
Facade Lighting / Wall / Floodlights	5
Bollards	6

## CenitIndoor

---

Downlights / Linear / Panel / Safety	7
Highbays / Lighting Controls	8

## CenitWater

---

Water Dispensers	9
------------------	---

## CenitAir

---

Exhaust Fans / Dehumidifier	11
-----------------------------	----





AEL offers durable, high-performance lighting for roads, highways, airports, and critical infrastructure. With over 60 years of industry leadership, AEL products meet strict energy codes like DLC and Title 24. AEL is a proven partner for public-sector and municipal lighting projects globally.



### ATBM SERIES

LED Roadway

Lumens: **15400lm**  
Wattage: **118W**  
Voltage/Hz: **120-277V 60Hz**  
Color Temp: **5000K**  
CRI: **70**  
IP rating: **IP66**  
Dimension: **711 x 330 x 114**  
LxWxH (mm)



### ATBS SERIES

LED Roadway

Lumens: **8300lm**  
Wattage: **60W**  
Voltage/Hz: **120-277V 60Hz**  
Color Temp: **5000K**  
CRI: **70**  
IP rating: **IP66**  
Dimension: **603 x 279 x 190**  
LxWxH (mm)



### ATBO SERIES

LED Roadway

Lumens: **11800lm**  
Wattage: **104W**  
Voltage/Hz: **120-277V 60Hz**  
Color Temp: **5000K**  
CRI: **70**  
IP rating: **IP66**  
Dimension: **686 x 203 x 164**  
LxWxH (mm)

## PERFORMANCE IN LIGHTING

Performance iN Lighting delivers high-quality luminaires for sports, landscape, and architectural spaces. Their products blend Italian engineering with environmental certifications like ISO 14001 and RoHS compliance. With a global footprint, they're trusted for projects that demand performance, efficiency, and style.



### KREOS

LED Street Light

Lumens: **7900lm**  
Wattage: **63W**  
Voltage/Hz: **220-240V 60Hz**  
Color Temp: **3000K**  
CRI: **70**  
IP rating: **IP66**  
Dimension: **536 x 300 x 300**  
LxWxH (mm)



### HEDO+

LED Street Light

Lumens: **3700lm**  
Wattage: **42W**  
Voltage/Hz: **220-240V 60Hz**  
Color Temp: **3000K**  
CRI: **80**  
IP rating: **IP66**  
Dimension: **330 x 475**  
ØxH (mm)



### THEOS GLASS

LED Street Light

Lumens: **15400lm**  
Wattage: **103W**  
Voltage/Hz: **220-240V 60Hz**  
Color Temp: **4000K**  
CRI: **70**  
IP rating: **IP66**  
Dimension: **696 x 315 x 193**  
LxWxH (mm)



BriteTech highlights our focus on technological innovation by providing a comprehensive range of lighting solutions, including solar street lighting, urban lighting, LED high bay lighting, sports lighting, and park lighting.



### BERLIN

LED Solar Streetlight

Lumens: **8000lm**  
Wattage: **40W**  
Solar Panel: **18V, 60W**  
Color Temp: **5700K**  
CRI: **70**  
IP rating: **IP65**  
Dimension: **1080 x 366 x 106**  
LxWxH (mm)



### RAFAEL

LED Solar Post Top

Lumens: **5100lm**  
Wattage: **35W**  
Solar Panel: **18V**  
Color Temp: **3000K**  
CRI: **70**  
IP rating: **IP65**  
Dimension: **570 x 370 x 180**  
LxWxH (mm)



### BERLIN\_U

LED Urban Lighting

Lumens: **17300lm**  
Wattage: **147W**  
Voltage/Hz: **120-277V 60Hz**  
Color Temp: **5000K**  
CRI: **70**  
IP rating: **IP65**  
Dimension: **612 x 330 x 88**  
LxWxH (mm)



Original, 100% Italian-made lighting suitable for a wide variety of outdoor applications with interchangeable parts for different possible combinations. Double insulated for safety and protection as well as UV-ray stabilized for protection against UV rays, these are also anti-corrosion and suitable even for seaside applications.



### NOEMI 2L

Classic Lantern

Lumens: **1500lm**  
 Wattage: **12W E27 LED**  
 Voltage/Hz: **100-240V 60Hz**  
 Color Temp: **2500K**  
 CRI: **80**  
 IP rating: **IP55**  
 Dimension: **305 x 350 x 530**  
 LxWxH (mm)



### GIORGIO

Modern Lantern


Lumens: **4800lm**  
 Wattage: **4x10W GX53 LED**  
 Voltage/Hz: **220-240V 60Hz**  
 Color Temp: **4000K**  
 CRI: **80**  
 IP rating: **IP66**  
 Dimension: **420 x 300 x 153**  
 LxWxH (mm)



### REMO 500

Modern Lantern

Lumens: **10800lm**  
 Wattage: **9x10W GX53 LED**  
 Voltage/Hz: **220-240V 60Hz**  
 Color Temp: **3000K**  
 CRI: **80**  
 IP rating: **IP55**  
 Dimension: **600 x 600 x 850**  
 LxWxH (mm)



### RICU 2000

Classic Post


2M



### KARMEL 3000

Classic Post

3M

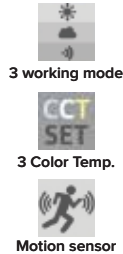


### EKTOR 3000

Modern Post

3M





### FORTUNATO

SOLAR Wall Luminaire



Wattage: 5V / 2W  
Voltage/Hz: 230V 60Hz  
Color Temp: 3000K / 4000K  
6500K

CRI: 80  
IP rating: IP55  
Dimension: 180 x 160 x 40  
LxWxH (mm)

### PERFORMANCE

**in** LIGHTING



### INSERT ZERO

LED Recessed Wall

Lumens: 125lm  
Wattage: 4.5W  
Voltage/Hz: 220-240V 60Hz  
Color Temp: 3000K

CRI: 80  
IP rating: IP65  
Dimension: 105 x 49 x 75  
LxWxH (mm)



### ORTHO SQUARE MINI

LED Wall Luminaire

Lumens: 185lm  
Wattage: 4W  
Voltage/Hz: 220-240V 60Hz  
Color Temp: 3000K

CRI: 83  
IP rating: IP65  
Dimension: 160 x 31 x 160  
LxWxH (mm)



Mini Tommy 2L

### MINI TOMMY

LED Floodlight



Lumens: 366lm  
Wattage: 3.5W  
Voltage/Hz: 220-240V 60Hz  
Color Temp: 2700K

CRI: 80  
IP rating: IP66  
Dimension: 125 x 130  
WxH (mm)

### PERFORMANCE

**in** LIGHTING



### GUELL 2

LED Floodlight

Lumens: 11800lm  
Wattage: 105W  
Voltage/Hz: 220-240V 60Hz  
Color Temp: 5000K

CRI: 80  
IP rating: IP66  
Dimension: 368 x 85 x 319  
LxWxH (mm)



### MUNICH\_FS

LED Floodlight

Lumens: 8000lm  
Wattage: 30/45/60W  
Voltage/Hz: 120-277V 60Hz  
Color Temp: 3000 / 4000  
5000K

CRI: 70  
IP rating: IP65  
Dimension: 355 x 83 x 330  
LxWxH (mm)

## FACADE LIGHTING

## TOKISTAR

Made in Japan

Tokistar is a leading provider of lighting solutions for architectural and hospitality spaces that deliver stunning facades and one of a kind interiors. Tokistar pushes the boundaries of lighting technology and design, innovate solutions that are functional and beautiful.



### GRADIENT OUTDOOR

LED Facade Lighting

Lumens: 2933lm  
Wattage: 2W / 24W / 36W / 48W  
Voltage/Hz: 100 - 277V 60Hz  
Color Temp: 3000K / 4000K

CRI: 85  
IP rating: IP66  
Dimension: 300 / 600  
L (mm)



### REVELER

LED Facade Lighting

Lumens: 66lm / 77lm  
Wattage: 1.8W Per LED Module  
Voltage/Hz: 100 - 277V 60Hz  
Color Temp: 2700K / 5500K

CRI: 85  
IP rating: IP66  
Dimension: 50 / 75  
LED spacing (mm)



### KROMASTAR GLOBE

LED Facade Lighting

Lumens: R4.6lm / G10.4lm / B3.3lm  
Wattage: 0.96W Per LED Module  
Voltage/Hz: 100 - 277V 60Hz  
Color Temp: 3700K

IP rating: IP66  
Dimension: 50 / 75  
LED spacing (mm)

\*Other products and ranges available upon inquiry.



KLEWE is an Italian brand specializing in solar-powered outdoor lighting with a focus on quality materials and discreet, stylish design. Its products are easy to install, low voltage, and ideal for green spaces in parks, hotels, offices, and homes. KLEWE offers a beautiful, sustainable way to light up landscapes.

### ALTO

LED Bollard



Lumens: **412lm**  
Wattage: **1x7W**  
Voltage/Hz: **220-240V 60Hz**  
Color Temp: **3000K**

CRI: **80**  
IP rating: **IP67**  
Dimension: **75 x 75 x 600**  
LxWxH (mm)

### ECL

LED Bollard



Lumens: **480lm**  
Wattage: **10W**  
Voltage/Hz: **220-240V 60Hz**  
Color Temp: **3000K**

CRI: **80**  
IP rating: **IP54**  
Dimension: **210 x 750**  
ØxH (mm)

### ORB

LED Bollard



Lumens: **680lm**  
Wattage: **10W**  
Voltage/Hz: **220-240V 60Hz**  
Color Temp: **3000K**

CRI: **80**  
IP rating: **IP54**  
Dimension: **260 x 1070**  
ØxH (mm)



### VIDO SOLAR

SOLAR Bollard

Lumens: **167lm**  
Wattage: **2.2W**  
Voltage/Hz: **13.7V DC 60Hz**  
Color Temp: **3000K**

CRI: **80**  
IP rating: **IP54**  
Dimension: **140 x 140 x 340**  
LxWxH (mm)



### ROSETTA

SOLAR Bollard

Wattage: **5V / 2W**  
Voltage/Hz: **230V 60Hz**  
Color Temp: **2700K / 4000K**  
**6500K**

CRI: **80**  
IP rating: **IP55**  
Dimension: **190 x 935**  
ØxH (mm)



### PERFORMANCE

IN LIGHTING



### MIMIK POST

LED Bollard

Lumens: **745lm**  
Wattage: **10W**  
Voltage/Hz: **220-240V 60Hz**  
Color Temp: **3000K**

CRI: **80**  
IP rating: **IP65**  
Dimension: **130 x 130 x 300**  
LxWxH (mm)

## IP RATED CABLE CONNECTORS



Techno is the leader in designing and manufacturing reliable and certified electrical connecting solutions for over 30 years with a wide range suited for inground and underwater applications.



### THB.391.A4A



### THB.402.04A



### THB.392.A4A.L

Connection:	In-line	3-way junction	4-way junction
Operating Current:	max. 32A	max. 32A	max. 17.5A
Operating Voltage:	max. 450V AC	max. 450V AC	max. 450V AC
Cable Diameter:	7.0mm - 12mm	7.0mm - 13.5mm	7.0mm - 13.5mm







Brite offers essential professional-grade lighting designed for everyday applications. Its range of downlights, panels, troffers, and tracklights are trusted by professionals for ease of installation, performance, reliability and value. Brite is the smart choice for general lighting in offices and commercial spaces.



**LLOYD**  
LED Downlights

Lumens: **1000 / 1500lm**  
Wattage: **7.5 / 13W**  
Voltage/Hz: **120-277V 60Hz**  
Color Temp: **3000K**  
Optics: **30° / 40° Optic Beam**

CRI: **80**  
IP rating: **IP20**  
Dimension: **115 / 85**  
Ø (mm)



**LLOYD\_IP**  
LED Downlights

Lumens: **1200 / 2100lm**  
Wattage: **14 / 24W**  
Voltage/Hz: **120-277V 60Hz**  
Color Temp: **3000K**  
Optics: **30° Optic Beam**

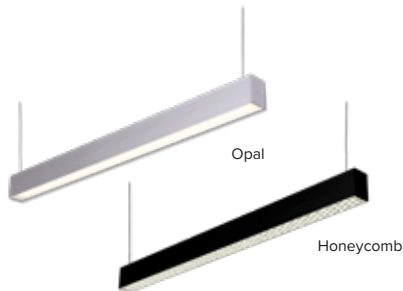
CRI: **80**  
IP rating: **IP65**  
Dimension: **115 / 85**  
Ø (mm)



**FRANK**  
LED Downlights

Lumens: **900 / 1300lm**  
Wattage: **9 / 13W**  
Voltage/Hz: **220-247V 60Hz**  
Color Temp: **3000K**  
Optics: **24° / 36° Optic Beam**


CRI: **80**  
IP rating: **IP20**  
Dimension: **85 x 85 x 115**  
LxWxH (mm)



**REFLEX\_L**  
LED Linear Series

Lumens: **2100 / 2800lm**  
Wattage: **30W**  
Dimmable: **0-10V**  
Voltage/Hz: **120-227V 60Hz**  
Color Temp: **4000K / 5000K**

CRI: **80**  
IP rating: **IP20**  
Dimension: **1135 x 62 x 82**  
LxWxH (mm)



**REFLEX\_T**  
LED Flat Panel

Lumens: **3700 / 4200lm**  
Wattage: **36 / 60W**  
Dimmable: **0-10V**  
Voltage/Hz: **120-227V 60Hz**  
Color Temp: **3000K / 4000K / 5000K**

CRI: **80**  
IP rating: **IP20**  
Dimension: **595 x 595**  
LxW (mm)



**REFLEX\_T**  
LED Center Basket

Lumens: **3000 / 6500lm**  
Wattage: **24 / 50W**  
Dimmable **0-10V**  
Voltage/Hz: **120-227V 60Hz**  
Color Temp: **5000K**

CRI: **80**  
IP rating: **IP20**  
Dimension: **595 x 595**  
LxW (mm)



BriteSafety provides dependable emergency lighting and exit signs for safe, compliant environments. With IP-rated models for indoor and outdoor use, the range suits offices, hospitality, warehouses, and public spaces. Built to perform when it matters most, BriteSafety is a trusted safety solution.



**PHOENIX\_HO**  
LED Emergency Lights

Lumens output: **650lm**  
Wattage: **2 x 3W**  
Duration time: **Approx. 90 minutes**  
Voltage: **120-277V 60Hz**  
Battery: **6V, 4AH Lead Acid Bat**  
Material: **ABS Housing**  
IP rating: **IP20**



**PHOENIX\_IP**  
LED Emergency Lights

Lumens output: **500lm**  
Wattage: **6.8W**  
Duration time: **Approx. 240 minutes**  
Voltage: **220-240V 60Hz**  
Battery: **12V, 2800mAh Ni-Cad**  
Material: **ABS Housing**  
IP rating: **IP65**



**ORION\_IP**  
LED Exit Signs

Duration time: **Approx. 360 minutes**  
Voltage: **220-240V 60Hz**  
Battery: **3.6V / 500mAh Ni-Cad**  
Material: **ABS Housing**  
IP rating: **IP65**





Lithonia Lighting has over 75 years of proven performance in commercial and industrial lighting. Known for reliability, ease of installation and broad availability, its products cover both indoor and outdoor applications.



### JEBL SERIES

LED Round High Bay

Lumens: **24000lm**      CRI: **80**  
 Wattage: **175W**      IP rating: **IP65**  
 Voltage/Hz: **120-277V, 60Hz**      Dimension: **381 x 381 x 127**  
 Color Temp: **5000K**      LxWxH (mm)

Ideal for cold storage, food processing, warehouses & sports facilities.



### DRESDEN\_HU

LED Highbay

Lumens: **29000lm**  
 Wattage: **200W**  
 Voltage/Hz: **120-277V, 60Hz**  
 Color Temp: **3000 / 4000 / 6500K**

CRI: **80**  
 Dimension: **332 x 332 x 176**  
 LxWxH (mm)

Ideal for sports facilities, gyms and warehouses.



### HALVER\_WPS

LED Waterproof Luminaire

Lumens: **2160 / 2304 / 2484lm**  
 Wattage: **18W**  
 Voltage/Hz: **220-240V, 60Hz**  
 Color Temp: **3000 / 4000 / 6500K**

CRI: **80**  
 IP rating: **IP66**  
 Dimension: **1220 x 85 x 80**  
 LxWxH (mm)

Ideal for walkway canopies, parking spaces & back of house applications.

## LIGHTING CONTROLS



U.S.A.

A leader in intelligent lighting control, Sensor Switch offers advanced occupancy and daylight sensors that boost energy savings and comfort in buildings. Their solutions meet energy codes like ASHRAE and Title 24, and are easy to integrate into new or existing systems.



PP20 Power Pack

+



Can Supply up to 14 (Fourteen) low voltage occupancy sensors up to 20A

### Stand Alone Lighting Controls

SensorSwitch offers energy saving wired and wireless lighting controls designed to be easy to use and install, for new or retrofit installations to control lighting and ventilation equipments.



An Acuity Brands Company

nLight is a scalable, networked lighting control system that connects lights, sensors, and devices into one smart platform. Designed for flexibility and ease of use, nLight helps buildings achieve energy efficiency and code compliance that supports LEED, WELL, and other green certifications.



Wired Power Pack nPP16

+



nLight Wired is a CAT 5e, low voltage-based solution that works by establishing a proprietary digital communication network between connected devices.

### Network Lighting Systems

nLight® is your network lighting controls system with wired or wireless options that is easy to install and use to control indoor and outdoor spaces seamlessly.

#### ALSO AVAILABLE WITH:

##### Sensor View (Advanced Lighting Configuration)

Browser-based application that gives authorized users the ability to remotely configure and monitor both wired and wireless networked luminaires and controlled devices.





Zip Water is a global pioneer in advanced drinking water systems, trusted in homes, offices, and commercial spaces. Their HydroTap range delivers instant boiling, chilled, and sparkling water with unmatched safety and design. Backed by over 75 years of innovation, Zip sets the standard for quality and reliability in modern hydration worldwide.



 FILTERED BOILING
  FILTERED CHILLED
  FILTERED SPARKLING

## HYDROTAP Touch-Free Wave

Sensor Technology for Handsfree

Smart infrared 100% touch-free operation that is activated with the wave of a hand.



 FILTERED BOILING
  FILTERED CHILLED
  FILTERED SPARKLING

## HYDROTAP Classic Plus

Touch-pad Classic Plus

Intuitive controls including continuous flow to fill bottles, boiling water safety lock, and SteriTouch® antimicrobial protection within the new Classic Plus touch-pad for enhanced hygiene.



 FILTERED BOILING
  FILTERED CHILLED
  FILTERED SPARKLING

## HYDROTAP Arc Plus

Filtered Tap

With 3 energy saving modes including ON/OFF timers and 2 hour sleep mode, 'Quiet' mode with automated intelligent fan speed adjustment, antimicrobial protection impregnated into key water paths for enhanced hygiene.



## HYDROBOIL Plus

On Wall Boiling Water

State-of-the-art technology to maintain boiling water to within 0.5°C of set temperature and features energy-saving Power-Pulse™ technology, inactivity and low-light sleep modes, along with timer settings for ease of use and efficiency.

Ideal for offices, hotels, commercial spaces, executive offices, business lounges and residential kitchens.



TOUCH-FREE WAVE



ZIP ARC PLUS



CLASSIC PLUS



Oasis has been delivering dependable hydration solutions since 1910. Trusted in high-traffic environments like schools, airports, and offices, their systems feature advanced hygiene protection, including UVC disinfection and antimicrobial materials. Built for performance and energy efficiency, Oasis is a go-to for sustainable, high-volume drinking water applications.



## KALIX

### Sensor Activated Water Dispenser

Uses advanced infrared sensors for automatic water dispense activation to eliminates concerns of cross-contamination from pathogens and viruses.

Ideal for offices, hotels, hospitals, convention centers manufacturing plants, and residential use.



## AQUA POINTE

### Sensor Activated Bottle Filler

Surface mounted bottle filler delivers ambient drinking water with an electronic sensor for a contactless activation.

Ideal for schools, gyms, airports and other public areas for people who bring their own personal water bottles.



## LUXE UNDERBENCH

### Faucet + Underbench Water Dispenser

Luxe Underbench, is the premier faucet and underbench unit designed to enhance your lifestyle. Perfectly crafted for homeowners, this innovative system offers unparalleled convenience and versatility.

Ideal for homes, small offices & hotel rooms.



## ULTRA BLUv

### Smart UV Water Sterilizer

The industry's most compact, energy efficient and intelligent UV sterilizer. ULTRA BLUv can be easily installed to upgrade your Point-of-Use dispensing system or filtration system.

Compatible with your regular appliances, coffee machines, water filtration systems, refrigerators with water ice dispenser and others.



Blupura is the Italian leader for cutting-edge, eco-conscious water dispensing technology. Its chilled and sparkling systems use natural refrigerants and are ideal for hospitality venues seeking sustainability without compromising style. Trusted worldwide, Blupura is known for its quality materials, sleek aesthetics, and reliable operation.



Ideal for:



## BLUSODA

### Countertop

With its functional design, Blusoda delivers great performance in a small space: it can dispense cold still water, cold sparkling water, at-room temperature and hot water up to 85°C (Hot version) for the preparation of infusions and teas.



Ideal for:



## BLUGLASS TOWER

### Tap

The perfect choice for compact spaces, without compromising on design & the performance of a professional tap design.





Broan is a trusted American brand in ventilation, known for improving indoor air quality in homes and commercial spaces. Their exhaust fans and ventilators are engineered for quiet energy-efficient performance in kitchens, bathrooms, cafés, and offices. With nearly 90 years of expertise, Broan stands for health, comfort, and dependable airflow.



**KINGLAN FAN**  
Ceiling Cassette Exhaust Fan

Model: FA-A013PH / FA-A016PH / FA-C020PH  
Capacity (CMH): 130 / 160 / 200  
Wattage: 22W / 26W / 40W  
Decibels: 35 / 39 / 42  
Voltage/Frequency/Phase: 230V/60Hz/single phase

Ideal for residential bathrooms.



**MELAN FAN**  
Ceiling Cassette Exhaust Fan

Model: FC-A040PH  
Capacity (CMH): 400  
Wattage: 51W  
Decibels: 45  
Voltage/Frequency/Phase: 230V/60Hz/single phase

Ideal for public bathrooms.



**PREMIUM FAN**  
Ceiling Cassette Exhaust Fan

Model: FE-D055B / FE-E080B  
Capacity (CMH): 530 / 750  
Wattage: 60W / 120W  
Decibels: 46 / 49  
Voltage/Frequency/Phase: 230V/60Hz/single phase

Ideal for offices & restaurants.



**SOLAR-POWERED ATTIC**  
Ventilator

Model: GA-A065  
Capacity (CMH): 650  
Wattage: 22W  
Decibels: 50  
Voltage: 16

Ideal for residential attic areas.



**DUCTLESS FAN**  
Ventilator

Model: GA-A065  
Capacity (CMH): 210  
Wattage: 48W  
Decibels: 49  
Voltage/Frequency: 230V/60Hz

Ideal for offices & hospitals.



**SUPER-ENERGY SAVING DUCT**  
Ventilator

Model: DB-A016B / DB-B033B  
Capacity (CMH): 180 / 170  
Wattage: 13W / 24W  
Decibels: 21 / 25  
Voltage/Frequency: 230V/60Hz

Ideal for restaurants & cafes.



**DEHUMIDIFIER**  
Evolution D165

The classic-evolution dehumidifier range has withstood the test of time with its timeless design and engineering as the world's first electric dehumidifier.

Ideal for hospitals, data centers, libraries & museums, art galleries, household & offices.

World's 1st Electric Dehumidifier



DEHUMIDIFIER WITH R290



- Has low energy and economic impact
- Provides high power at a low price
- Is widely present in nature and is neither harmful or toxic.